

Attractive LED fixtures for offices and other large internal areas

This family of low profile, high output fixtures provide beautifully uniform illumination thanks to their advanced diffuser options. The choice of separately controlled direct and indirect sources means that full advantage can be taken of ceiling bounce to provide varying atmospheres throughout the working day and night. Internal drivers, non-dim or DALI are included within each fixture body.

- Outputs up to 13,635 lm*.
- Efficiency up to 142.03 lm/W*.
- Suspended and surface mounting options.
- Internal drivers within each fixture.
- Choice of powder coat finishes: Black, white, grey or other RAL colours on request.
- 3-hour internal emergency backup option.

Please see page 8 for order options.

* (Helix 900x900 model @ 96W, 4000K)



Helix
1145x331
(page 3)

Helix
335x335 / 590x590 / 900x900
(page 2)



Helix R
603x120 / 884x120 /
1165x120 / 1446x120
(page 5)

Helix R
590x590
(page 4)



Helix R
583x315 / 854x315 / 1125x315
(page 6)



Helix


335x335 / 590x590 / 900x900

A square fixture with square corners. Available with surface or suspended mounting; the latter with the option for indirect illumination. There are two diffusers: satin for soft light or microprismatic for glare reduction, plus a choice of two colour temperatures.

Specifications

Size (mm)	Power input	CCT	Output direct / indirect (lm)	Overall efficacy (lm/W)
335x335x85	9W	3000K	1250 / -	138.89
•	•	4000K	1285 / -	142.78
•	11W	3000K	1475 / -	134.09
•	•	4000K	1515 / -	137.73
590x590x64	35W	3000K	5000 / -	142.86
•	•	4000K	5140 / -	146.86
•	43W	3000K	5900 / -	137.21
•	•	4000K	6060 / -	140.93
•	•	3000K	5000 / 1120	142.33
•	•	4000K	5140 / 1174	146.84
•	52W	3000K	5900 / 1326	113.46
•	•	4000K	6060 / 1389	116.54
900x900x85	79W	3000K	11250 / -	142.41
•	•	4000K	11565 / -	146.39
•	96W	3000K	13275 / -	138.28
•	•	4000K	13635 / -	142.03
•	118W	3000K	11250 / 5600	142.80
•	•	4000K	11565 / 5870	147.75
•	144W	3000K	13275 / 6630	138.23
•	•	4000K	13635 / 6945	142.92

Colour temps.	3000K or 4000K
Driver voltage	198-264VAC (176-276VDC)
CRI (Ra)	80
SDCM	3-step MacAdam ellipse
UGR	<19
Lifetime	56,000 hours (L ₈₀ F ₁₀)
IP rating	IP20
Driver options	Non-Dim, DALI
Emergency opts.	None or 3-hour battery-back up
Emergency output	464 lm (typical)
Warranty	5 years
Body finish	White, black, grey or custom



Mounting/output



Surface Direct



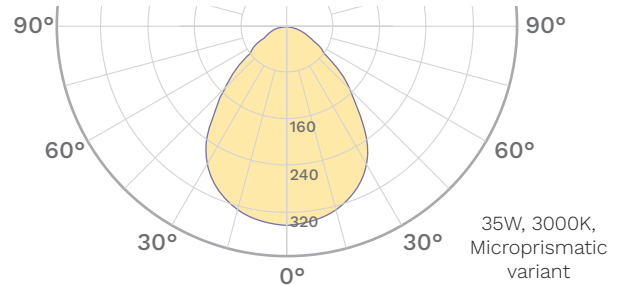
Suspended Direct only



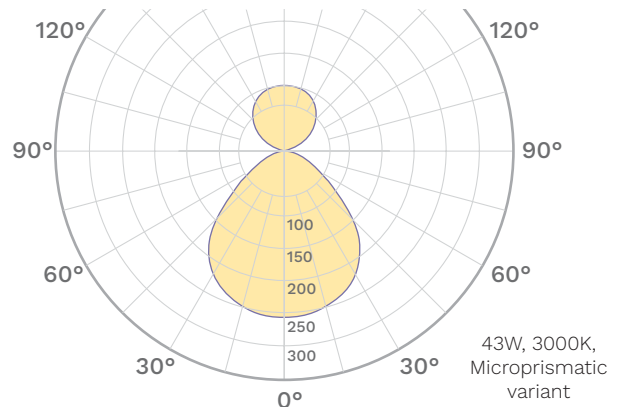
Suspended Direct & Indirect

Polar charts

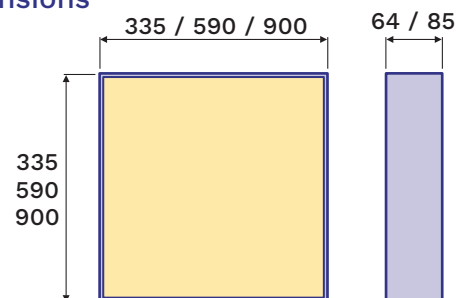
Surface/Suspended - Direct only



Suspended - Direct and indirect (not 335x335)



Dimensions



Helix
1145x331

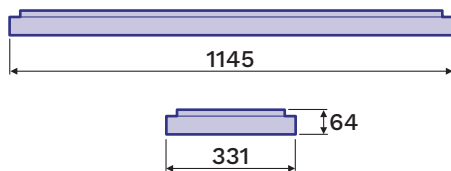
A wide rectangular fixture with square corners. Available with surface or suspended mounting; the latter with the option for indirect illumination. There are two diffusers: satin for soft light or microprismatic for glare reduction, plus a choice of two colour temperatures.

Specifications

Power input	CCT	Output direct (lm)	Output indirect (lm)	Efficacy (lm/W)
35W	3000K	5000	-	142.86
•	4000K	5140	-	146.86
43W	3000K	5900	-	137.21
•	4000K	6060	-	140.93
43W	3000K	5000	1120	142.33
•	4000K	5140	1174	146.84
52W	3000K	5900	1326	138.96
•	4000K	6060	1389	143.25

Colour temps.	3000K or 4000K
Driver voltage	198-264VAC (176-276VDC)
CRI (Ra)	80
SDCM	3-step MacAdam ellipse
UGR	<19
Lifetime	56,000 hours (L ₈₀ F ₁₀)
IP rating	IP20
Driver options	Non-Dim, DALI
Emergency opts.	None or 3-hour battery-back up
Emergency output	464 lm (typical)
Warranty	5 years
Body finish	White, black, grey or custom

Dimensions



Mounting/output



Surface Direct



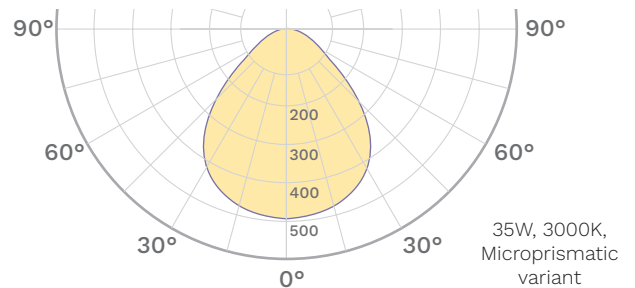
Suspended Direct only



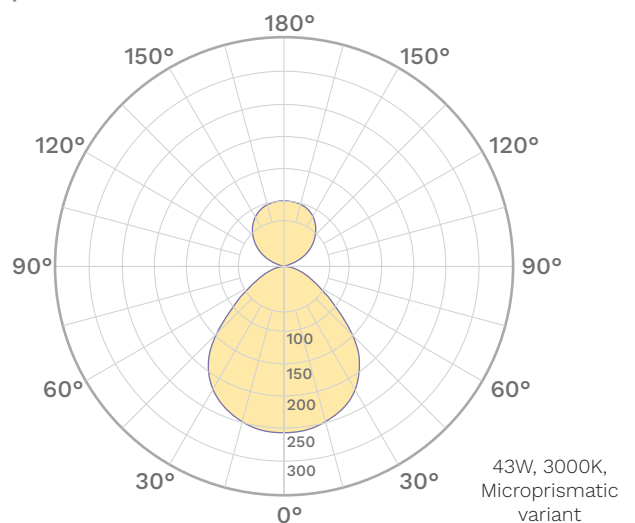
Suspended Direct & Indirect

Polar charts

Surface/Suspended - Direct only



Suspended - Direct and indirect



Helix R
590x590

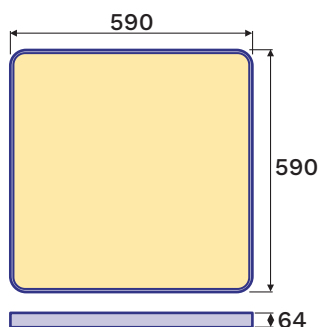
A square fixture with rounded corners. Available with surface or suspended mounting; the latter with the option for indirect illumination. There are two diffusers: satin for soft light or microprismatic for glare reduction, plus a choice of two colour temperatures.

Specifications

Emitter power	CCT	Output direct (lm)	Output indirect (lm)	Efficacy (lm/W)
43W	3000K	5900	-	137.21
•	4000K	6060	-	140.93
•	5000K	6240	-	145.12
51W	3000K	6800	-	133.33
•	4000K	7020	-	137.65
•	5000K	7220	-	141.57
52W	3000K	5900	1326	138.96
•	4000K	6060	1389	143.25
•	5000K	6240	1431	147.52
62W	3000K	6800	1525	134.27
•	4000K	7020	1597	138.98
•	5000K	7220	1646	143.00

Colour temps.	3000K, 4000K or 5000K
Driver voltage	198-264VAC (176-276VDC)
CRI (Ra)	80
SDCM	3-step MacAdam ellipse
UGR	<19
Lifetime	56,000 hours (L ₈₀ F ₁₀)
IP rating	IP20
Driver options	Non-Dim, DALI
Emergency opts.	None or 3-hour battery-back up
Emergency output	464 lm (typical)
Warranty	5 years
Body finish	White, black, grey or custom

Dimensions



Mounting/output



Surface Direct



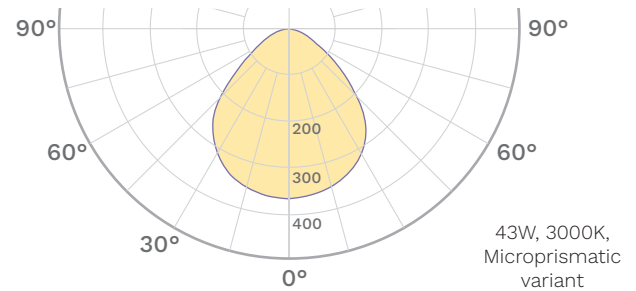
Suspended Direct only



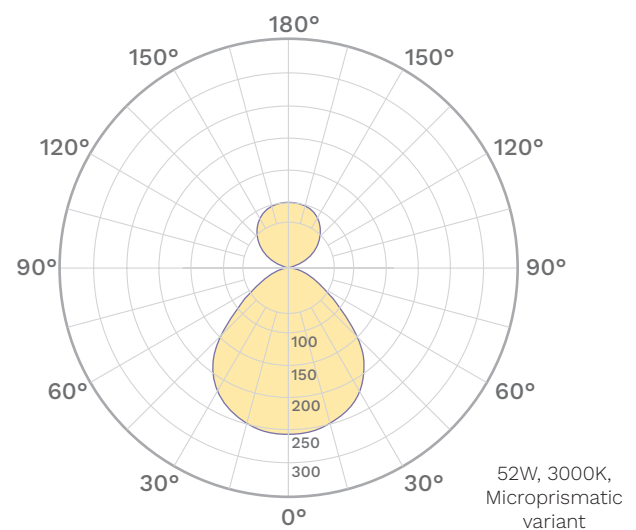
Suspended Direct & Indirect

Polar charts

Surface/Suspended - Direct only



Suspended - Direct and indirect




Helix R
603x120 / 884x120 / 1165x120 / 1446x120

A narrow rectangular fixture with rounded corners. Available with surface or suspended mounting; the latter with the option for indirect illumination. There are two diffusers: satin for soft light or microprismatic for glare reduction.

Specifications

Size (mm)	Power input	CCT	Output direct / indirect (lm)	Overall efficacy (lm/W)
603x120x64	21W	3000K	2918 / -	138.95
•	•	4000K	3056 / -	145.52
•	25W	3000K	3354 / -	134.16
•	•	4000K	3514 / -	140.56
884x120x64	32W	3000K	4377 / -	136.78
•	•	4000K	4584 / -	143.25
•	38W	3000K	5031 / -	132.39
•	•	4000K	5271 / -	138.71
•	42W	3000K	4377 / 1326	135.79
•	•	4000K	4584 / 1389	142.21
•	49W	3000K	5031 / 1625	135.84
•	•	4000K	5271 / 1597	140.16
1165x120x64	43W	3000K	5836 / -	135.72
•	•	4000K	6112 / -	142.14
•	50W	3000K	6708 / -	134.16
•	•	4000K	7028 / -	140.56
•	52W	3000K	5836 / 1326	137.73
•	•	4000K	6112 / 1389	144.25
•	62W	3000K	6708 / 1525	132.79
•	•	4000K	7028 / 1597	139.11
1446x120x64	53W	3000K	7295 / -	137.64
•	•	4000K	7640 / -	144.15
•	63W	3000K	8385 / -	133.10
•	•	4000K	8785 / -	139.44
•	63W	3000K	7295 / 1326	136.84
•	•	4000K	7640 / 1389	143.32
•	74W	3000K	8385 / 1525	133.92
•	•	4000K	8785 / 1597	140.30

Colour temps.	3000K or 4000K
Driver voltage	198-264VAC (176-276VDC)
CRI (Ra)	80
SDCM	3-step MacAdam ellipse
UGR	<19
Lifetime	56,000 hours (L ₈₀ F ₁₀)
IP rating	IP20
Driver options	Non-Dim, DALI
Emergency opts.	None or 3-hour battery-back up
Emergency output	464 lm (typical)
Warranty	5 years
Body finish	White, black, grey or custom



Mounting/output



Surface Direct



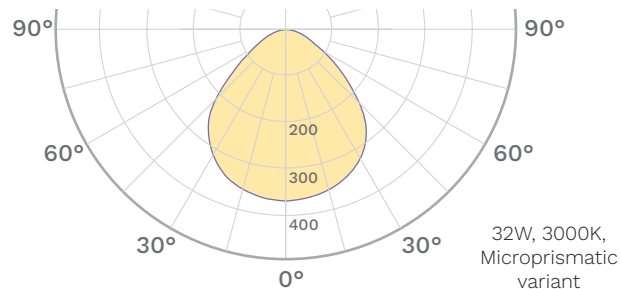
Suspended Direct only



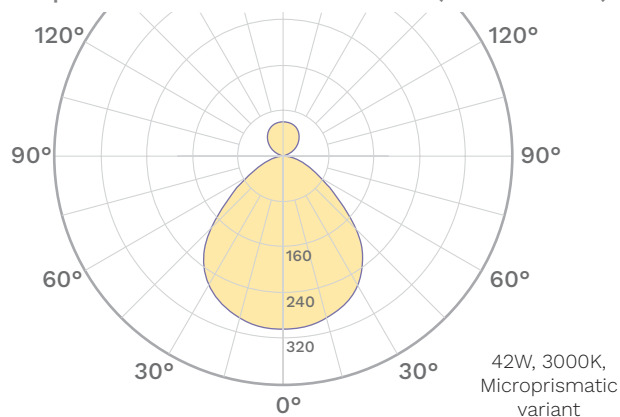
Suspended Direct & Indirect

Polar charts

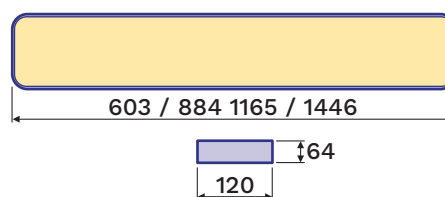
Surface/Suspended - Direct only



Suspended - Direct and indirect (not 603x120)



Dimensions




Helix R

583x315 / 854x315 / 1125x315

A wide rectangular fixture with rounded corners. Available with surface or suspended mounting; the latter with the option for indirect illumination. There are two diffusers: satin for soft light or microprismatic for glare reduction.

Specifications

Size (mm)	Power input	CCT	Output direct / indirect (lm)	Overall efficacy (lm/W)
583x315x64	21W	3000K	2950 / -	140.48
•	•	4000K	3030 / -	144.29
•	•	5000K	3120 / -	148.47
•	25W	3000K	3400 / -	136.00
•	•	4000K	3510 / -	140.40
•	•	5000K	3610 / -	144.40
•	31W	3000K	2950 - 1326	137.94
•	•	4000K	3030 - 1389	142.55
•	•	5000K	3120 - 1431	146.81
•	37W	3000K	3400 - 1525	133.11
•	•	4000K	3510 - 1597	138.03
•	•	5000K	3610 - 1646	142.05
854x315x64	32W	3000K	4425 / -	138.28
•	•	4000K	4545 / -	142.03
•	•	5000K	4680 / -	146.25
•	38W	3000K	5100 / -	134.21
•	•	4000K	5265 / -	138.55
•	•	5000K	5415 / -	142.50
•	42W	3000K	4425 - 1326	136.93
•	•	4000K	4545 - 1389	141.29
•	•	5000K	4680 - 1431	145.50
•	49W	3000K	5100 - 1525	135.20
•	•	4000K	5265 - 1597	140.04
•	•	5000K	5415 - 1646	144.10
1125x315x64	43W	3000K	5900 / -	137.21
•	•	4000K	6060 / -	140.93
•	•	5000K	6240 / -	145.12
•	51W	3000K	6800 / -	133.33
•	•	4000K	7020 / -	137.65
•	•	5000K	7220 / -	141.57
•	52W	3000K	5900 - 1326	138.96
•	•	4000K	6060 - 1389	143.25
•	•	5000K	6240 - 1431	147.52
•	62W	3000K	6800 - 1525	134.27
•	•	4000K	7020 - 1597	138.98
•	•	5000K	7220 - 1646	143.00



Mounting/output



Surface Direct



Suspended Direct only



Suspended Direct & Indirect

Specifications (continued)

Colour temps.	3000K, 4000K or 5000K
Driver voltage	198-264VAC (176-276VDC)
CRI (Ra)	80
SDCM	3-step MacAdam ellipse
UGR	<19
Lifetime	56,000 hours (L80F10)
IP rating	IP20
Driver options	Non-Dim, DALI
Emergency opts.	None or 3-hour battery-back up
Emergency output	464 lm (typical)
Warranty	5 years
Body finish	White, black, grey or custom

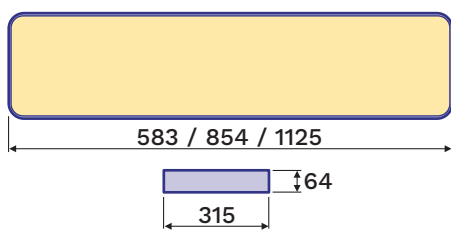
Please see next page for dimensions and polar charts.

Helix R
583x315 / 854x315 / 1125x315
(continued)

A wide rectangular fixture with rounded corners. Available with surface or suspended mounting; the latter with the option for indirect illumination. There are two diffusers: satin for soft light or microprismatic for glare reduction, plus a choice of two colour temperatures.

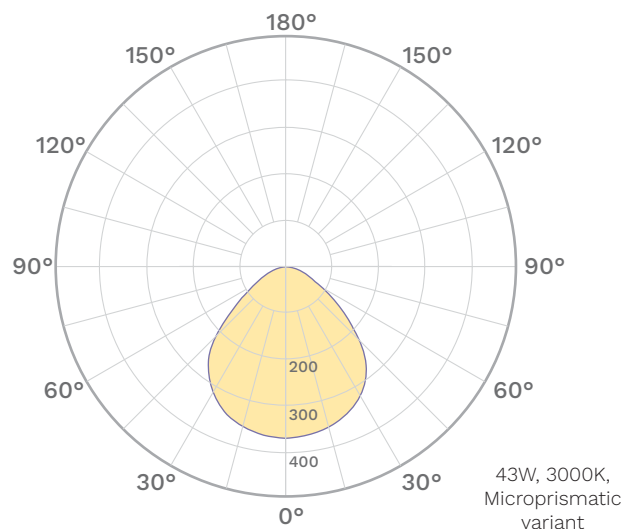


Dimensions

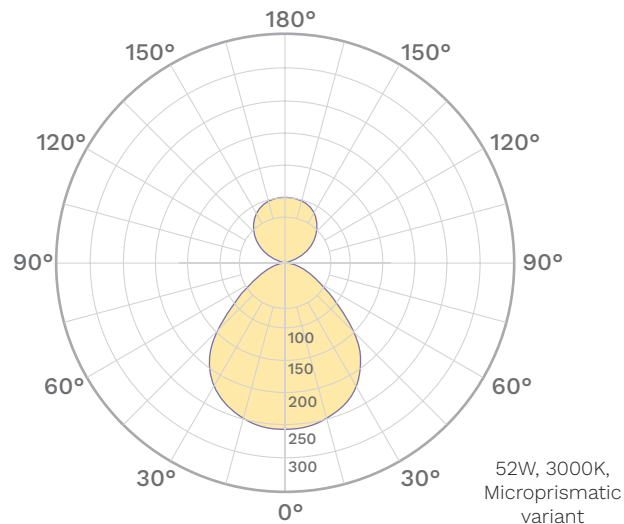


Polar charts

Surface/Suspended - Direct only



Suspended - Direct and indirect



Order options

Range	Family	Corners	Mounting	Lengths	Widths	Powers	CCT/CRI	Control	Colour	Optics	Emergency
Reality	Helix	Square Rounded	Suspended Surface	335 to 1446 (mm)	120 to 900 (mm)	9 to 144 (W)	3000K 4000K or 5000K 80 CRI	DALI Non-Dim	Black White Grey Custom	Acrylic satin diffuser or Micro prismatic diffuser	None or 3hrs battery