

# SUPER LED F7 VW+C



DATASHEET

DeSisti

# SUPER LED F7 VW+C

**LED Fresnel Spotlight 250W Vari-White + Color - CRI>95**  
White light and colors, with Tunable Correlated Color Temperature from 2.800 to 6.600°K

## OVERVIEW

The Super LED F7 Vari-White + Color maintains the high efficiency DE SISTI Internationally Patented optical system for LED FRESNEL while offering the possibility to color the scene and use effects without compromising the quality of the white light emission.

The same Bi-Color White Leds of the appreciated Vari-white range are being utilized but now with a new addition of red, green, blue and amber leds production unmatched White Color output with supreme color saturation. The color chips are also revolutionary as they are phosphors based which allows color stability through all the situations and through lifetime of the LED

De Sisti F7 VW+Color is controlled through 7 modes

- 1) Standard 6 color mixing
- 2) Preset Gels + Referral source
- 3) Variwhite mode + 4 colors
- 4) Variwhite mode + color correction (+/- green +/- Cyan....)
- 5) Hue Saturation intensity
- 6) X, Y coordinates (extremely precise as based on 4 colors instead only RGB)
- 7) Effects.

The fixture combines the classical SPOT/FLOOD beam control on an equivalent FOCUS RANGE to a conventional lamp fresnel, with an excellent barn door cutting.

It utilizes Standard accessories from the DE SISTI range of equivalent Fresnel Lens size, such as Barndoor, Color Frame, Cones, Scrims.

MODEL	DESCRIPTION
F7VW+C.MO	Super LED F7 VW + Color - Tunable White +RGBA, Manual Operated
F7VW+C.PO	Super LED F7 VW + Color - Tunable White +RGBA, Pole Operated



## WHAT'S INSIDE

### FIXTURE HEAD

175 mm. (7") diameter Fresnel lens  
POWERCON IN & OUT PANEL CONNECTORS.  
XLR 5 Pin DMX IN & OUT PANEL CONNECTORS.  
250W LED engine with White LEDs from 2.800°K till 6.600 °K (CCT) and Red, Green, Blu and Amber phosphors based  
Built In Universal Power Supply 90-250V  
50/60Hz DMX controlled.

### YOKES

#### Manual Operated Versions

Mod. LT310.110.40 M.O. stirrup with 28,57 mm (B.S. 1 1/8") with top end for "C" clamp

### Pole Operated Versions

Mod. 311.110.40 P.O. yoke with 28,57 mm. spigot (B.S. 1 1/8"), with top end for "C" clamp

### ACCESSORIES

Mod. 316.100 four leaf rotating barndoor  
Mod. 317.100 color frame

### CABLES

Mod. 5403.135 3 mt. (9.8 ft) detachable Blue POWERCON power cable with bare ends.

DMX cable is not included, to be ordered separately

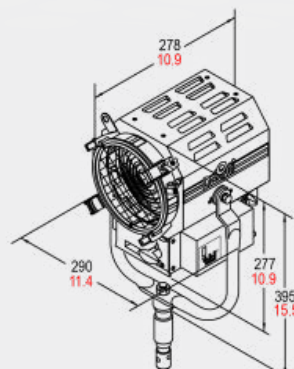
**DeSisti**

# SUPER LED F7 VW+C

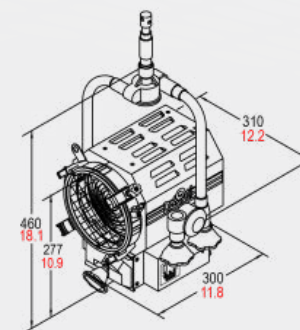
## FEATURES

<b>Power to LED</b>	250W - DC current to the LED - flicker free
<b>Rated Voltage &amp; PFC</b>	90-250V 50-60Hz PFC 0,96
<b>Power consumption</b>	275W @ 230V   275W @120V
<b>Power Connection</b>	powerCON IN & OUT
<b>DMX Data link USITT DMX512-A</b>	5-pin XLR for DMX in & out. Use shielded data cables. Do not overload the daisy chain. Up to a maximum of 32 devices can be used on a single DMX chain.
<b>DMX Channels</b>	8: Master Dimmer, Mode Selection, CCT Control, Hue/Gel Selection/X coordinate/Red/+Green, Saturation/Source Selection/Y coordinate/Green/-Green, Blu, Amber, Warm White/Filter or Color correction selection in VW mode, Cold White/ CCT selection in VW mode, Strobe
<b>LED ARRAY Lifetime</b>	50.000 hours with 70% Lumen Maintenance. The LED ARRAYS are tested and certified up to LM80
<b>CCT</b>	Tunable from 2.800°K to 6.600°K + RGBA
<b>CRI / TLCI</b>	CRI>96 TLCI:96
<b>Protection Type</b>	IP22
<b>Max. Surface Temperature</b>	70° C
<b>Weight of Fixture</b>	<b>M.O.</b> 7,8 Kg (17.2 lb) <b>P.O.</b> 9,1 Kg (20.1 lb)
<b>Weight of Barndoor</b>	4 leaf 0,63 Kg (1.39 lb)   8 leaf 0,85 Kg (1.87 lb)
<b>Weight of color frame</b>	0,13 Kg (0.29 lb)
<b>Barndoor ring diameter</b>	Seat: 192mm / 7 3/4" - Accessory: 190mm / 7 1/2"
<b>Scrims &amp; color frame diameter</b>	Seat 187mm / 7 1/3" - Accessory: 185mm / 7 1/4"
<b>Lens diameter</b>	175mm / 7"

## DIMENSION



**M.O.**



**P.O.**

## FEATURES

175 mm. (7") diameter high quality, shock resistant Borosilicate glass Fresnel lens on spring supports.

Rugged and lightweight Carbon Steel Housing with low glare black epoxy powder coating and reinforces internal double walls .

DMX (or local) control of the Light intensity from 0 to 100% with smooth transition and theatrical quality dimming...flicker free at any dimming level.

Vari-White CCT technology with a range from 2.800°K to 6.600°K and revolutionary phosphors based color LEDs to allow color stability in every situation

CRI Greater than 95 at any CCT within the range

High efficiency Self Stabilizing Active Cooling: automatic, thermal stabilization of the LED operating temperature is managed by an internal thermal sensor and CPU, variable speed fan and heat sink to maintain the LED Array's constant temperature at a maximum of 65°C. The hydro dynamic bearing fan operates silently with a very low RPM.

Special Patented Optics for LED Technology.

Helix Screw driven focus mechanism which guides Teflon bushings supported LED ENGINE along 2 rods. This ensures smooth operation during focusing in any tilting position of the fixture. The Teflon bushings also provide a wiping action, which cleans the steel guide rails during focus.

The unit is equipped with a hinged lens door and wire guard. One of the 4 accessory brackets has a spring loaded locking knob to safely secure external accessories.

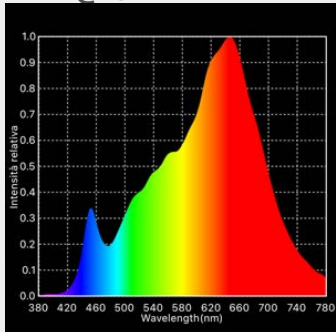
Accessories have been designed for one hand installation.

Available with either positive lock manual yokes for comfort and ease of handling, or pole operated yokes which can be used via the lighting pole for Panning and Tilting the lights as well as manually, since the mechanical activators are equipped with clutches.

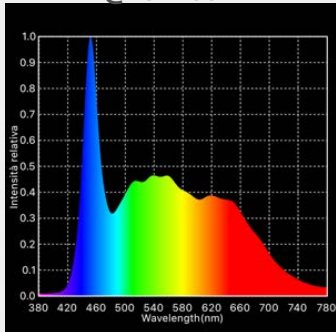
# SUPER LED F7 VW+C

## SPECTRUM

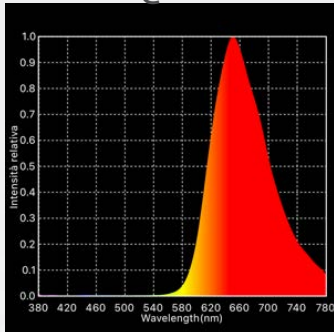
@FULL WARM



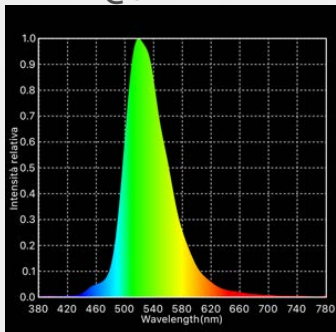
@FULL COLD



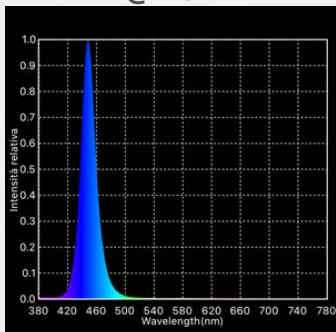
@RED



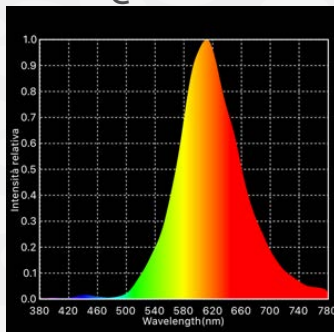
@GREEN



@BLU



@AMBER



## PHOTOMETRICS

### // SUPER LED F7 VW +C

Central Light intensity (Candle Power)

Illumination center values at Distances

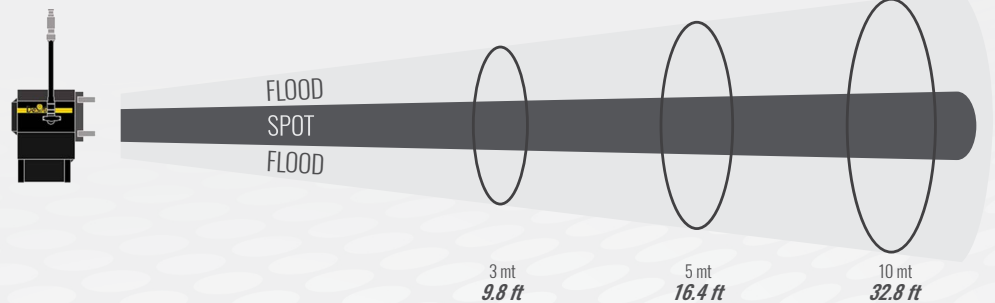
#### FULL FLOOD - C.C.T. tunable from 2.800°K to 6.600°K - 250W (CRI >95) - TLCI: 96

FLOOD @ 3.200°K CCT	10.809 cd	1.201 lux <i>112 FC</i>	432 lux <i>40 FC</i>	108 lux <i>10 FC</i>
FLOOD @ 5.600°K CCT	12.015 cd	1.335 lux <i>124 FC</i>	481 lux <i>45 FC</i>	120 lux <i>11 FC</i>

#### FULL SPOT - C.C.T. tunable from 2.800°K to 6.600°K - 250W (CRI >95) - TLCI: 96

SPOT @ 3.200°K CCT	89.658 cd	9.962 lux <i>926 FC</i>	3.586 lux <i>333 FC</i>	897 lux <i>83 FC</i>
SPOT @ 5.600°K CCT	100.692 cd	11.188 lux <i>1,039 FC</i>	4.028 lux <i>374 FC</i>	1.007 lux <i>94 FC</i>

3 mt *9.8 ft*      5 mt *16.4 ft*      10 mt *32.8 ft*



Light beam diameter with Beam Angle (50% of center value)

Beam Sizes

FLOOD	60°	3,46 mt <i>11.4 ft</i>	5,77 mt <i>18.9 ft</i>	11,55 mt <i>37.9 ft</i>
SPOT	12°	0,63 mt <i>2.1 ft</i>	1,05 mt <i>3.4 ft</i>	2,10 mt <i>6.9 ft</i>

Light beam diameter with Field Angle (10% of center value)

FLOOD	76°	4,69 mt <i>15.4 ft</i>	7,81 mt <i>25.6 ft</i>	15,63 mt <i>51.3 ft</i>
SPOT	20°	1,06 mt <i>3.5 ft</i>	1,76 mt <i>5.8 ft</i>	3,53 mt <i>11.6 ft</i>

LUX AT ANY DISTANCE = Candle Power: [Distance(in m.)]<sup>2</sup>

FC. AT ANY DISTANCE = Candle Power: [Distance(in ft)]<sup>2</sup>

The Company reserves the right to change specifications without notice.



# SUPER LED F7 VW+C



## OPTIONALS & ACCESSORIES

<b>F7VW+C.XO.DIN</b>	adder code to order DIN Spigot
<b>305.310</b>	Stainless Steel wire guard
<b>316.100</b>	Four leaf rotating barndoor
<b>316.200</b>	Eight way rotating barndoor
<b>317.100</b>	Color Frame
<b>318.100</b>	Cone with two discs (with front aperture diameter: 70 mm. 50 mm. 30 mm.)
<b>319.100</b>	Set of scrims - Stainless steel
<b>319.101</b>	Full single scrim - Stainless steel
<b>319.102</b>	Full double scrim - Stainless steel
<b>319.103</b>	1/2 single scrim - Stainless steel
<b>319.104</b>	1/2 double scrim - Stainless steel
<b>91.210</b>	Aluminum black painted "C" clamp to hang fixtures overhead and for mounting on pipe with diameters up to 52 mm. (2"), with safety pin (no adapters)
<b>93.102</b>	Extruded black "C" clamp with M 12 threaded stud
<b>93.103</b>	Extruded black "C" clamp with M 10 threaded stud
<b>20.100</b>	Safety cable 800 mm. long with 4 mm. diameter steel rope and safety catch.
<b>LT310.110.40</b>	Steel tube Manual Operated stirrup with 28,57 mm. spigot (B.S. 1 1/8"), with top end for attachment to "C" clamp.
<b>LT310.300.40</b>	Steel tube Manual Operated stirrup with 28,00 mm. spigot (D.I.N 1 1/9")
<b>LT310.220.40</b>	Steel tube Manual Operated stirrup with M 12 Threaded hole
<b>311.110.40</b>	Pole operated stirrup with 28,57 mm. spigot (B.S. 1 1/8"), with top end for attachment to "C" clamp.
<b>311.300.40</b>	Pole operated stirrup with 28,00 mm. spigot (D.I.N 1 1/9")