

HY B-EYE K25 TEATRO

EN PHOTOMETRIC DIAGRAMMS
IT DIAGRAMMI FOTOMETRICI
DE FOTOMETRISCHE DIAGRAMME

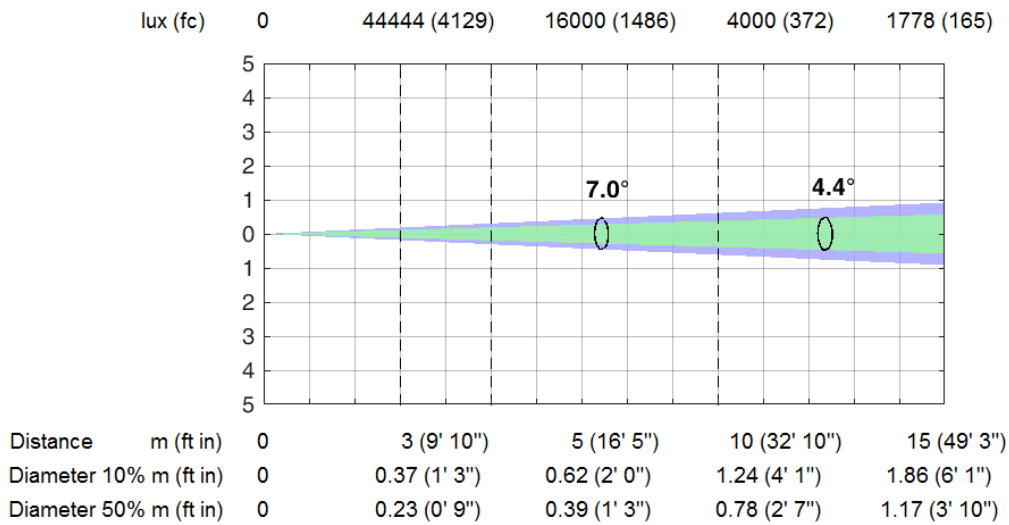
ES DIAGRAMAS FOTOMÉTRICOS
FR DIAGRAMMES PHOTOMETRIQUES

Key Diameter 10%-50%: beam diameter for 10% and 50% of maximum illumination.
Legenda Diameter 10%-50%: valori del diametro del fascio luminoso corrispondenti al 10% e 50% dell'illuminamento massimo.
Legende Diameter 10%-50%: Lichtkreis-Durchmesser bei 10% bzw. 50% maximaler Ausleuchtung.
Leyenda Diameter 10%-50%: valores del diámetro del haz luminoso correspondientes al 10% y 50% de la iluminación máxima.
Légende Diameter 10%-50%: valeurs du diamètre du faisceau lumineux correspondant à 10% et 50% de l'éclairage maximum.

Silent Mode: SUPERSILENT – Minimum Zoom

RED (7° 10% - 4.4° 50%)

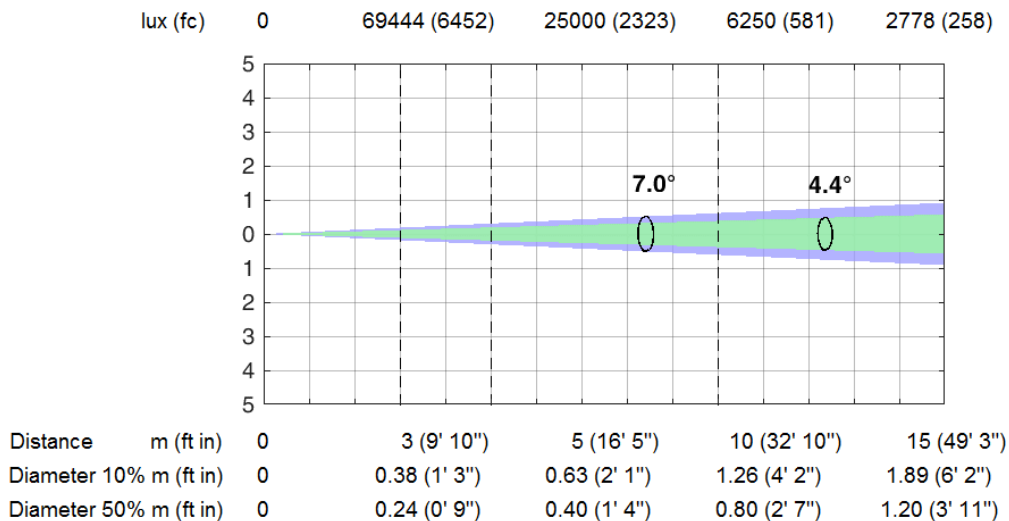
Total Output: 2300 lumens



Silent Mode: SUPERSILENT – Minimum Zoom

GREEN (7° 10% - 4.4° 50%)

Total Output: 4000 lumens



HY B-EYE K25 TEATRO

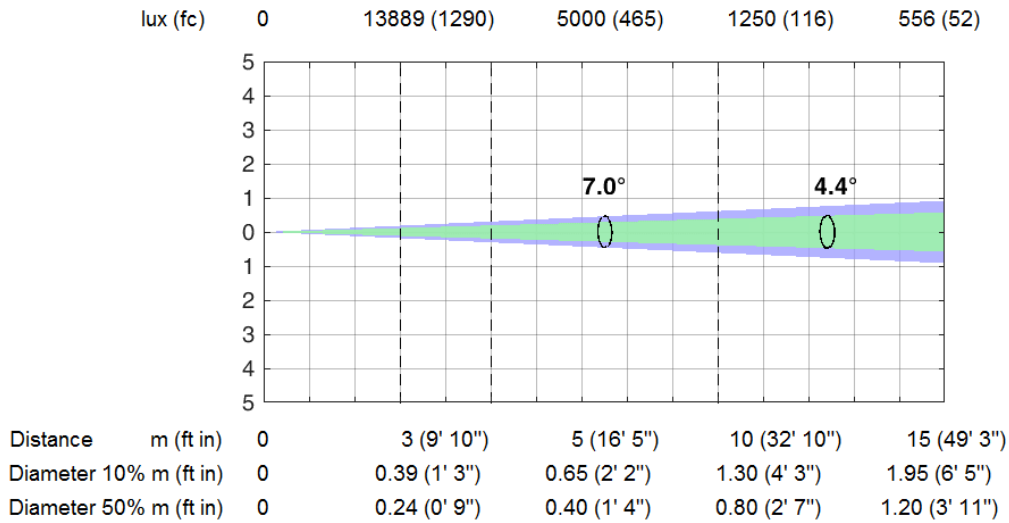
- EN** PHOTOMETRIC DIAGRAMMS
- IT** DIAGRAMMI FOTOMETRICI
- DE** FOTOMETRISCHE DIAGRAMME

- ES** DIAGRAMAS FOTOMÉTRICOS
- FR** DIAGRAMMES PHOTOMETRIQUES

Silent Mode: SUPERSILENT – Minimum Zoom

BLUE (7° 10% - 4.4° 50%)

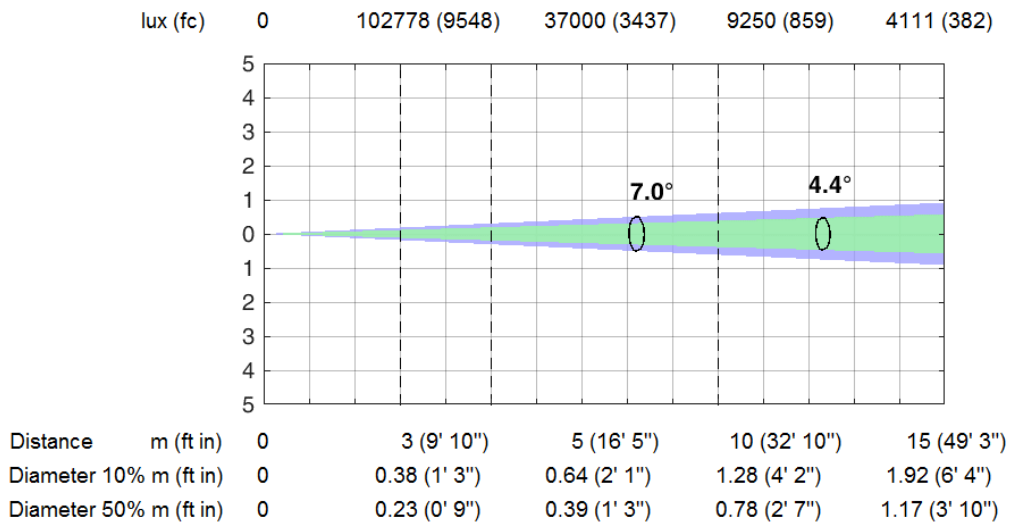
Total Output: 750 lumens



Silent Mode: SUPERSILENT – Minimum Zoom

WHITE (7° 10% - 4.4° 50%)

Total Output: 5500 lumens



HY B-EYE K25 TEATRO

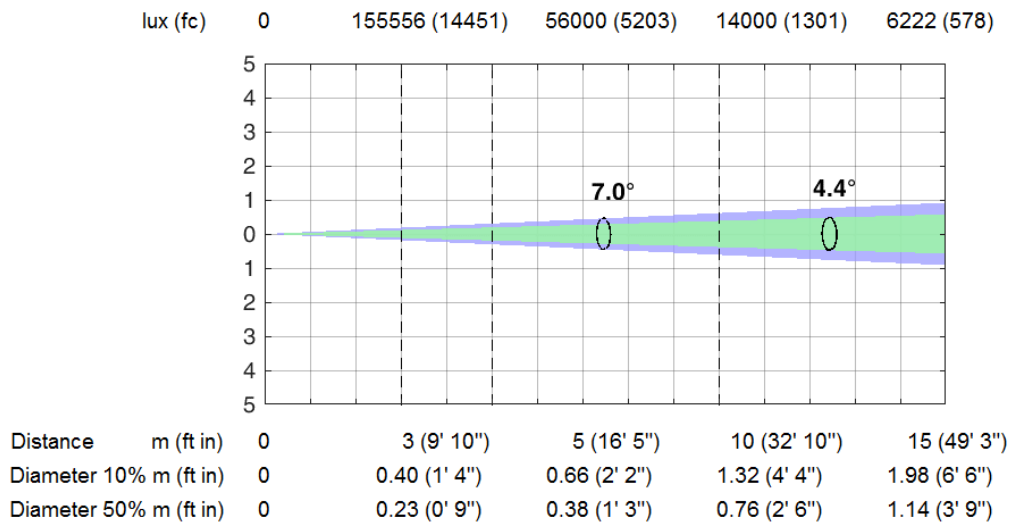
- EN** PHOTOMETRIC DIAGRAMMS
- IT** DIAGRAMMI FOTOMETRICI
- DE** FOTOMETRISCHE DIAGRAMME

- ES** DIAGRAMAS FOTOMÉTRICOS
- FR** DIAGRAMMES PHOTOMETRIQUES

Silent Mode: SUPERSILENT – Minimum Zoom

FULL COLORS (7° 10% - 4.4° 50%)

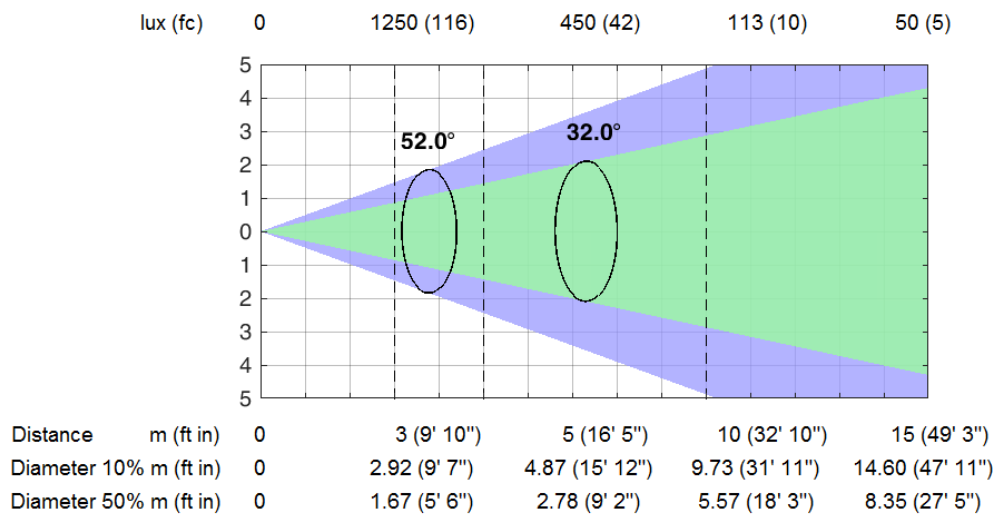
Total Output: 8500 lumens



Silent Mode: SUPERSILENT – Maximum Zoom

RED (52° 10% - 32° 50%)

Total Output: 4000 lumens



HY B-EYE K25 TEATRO

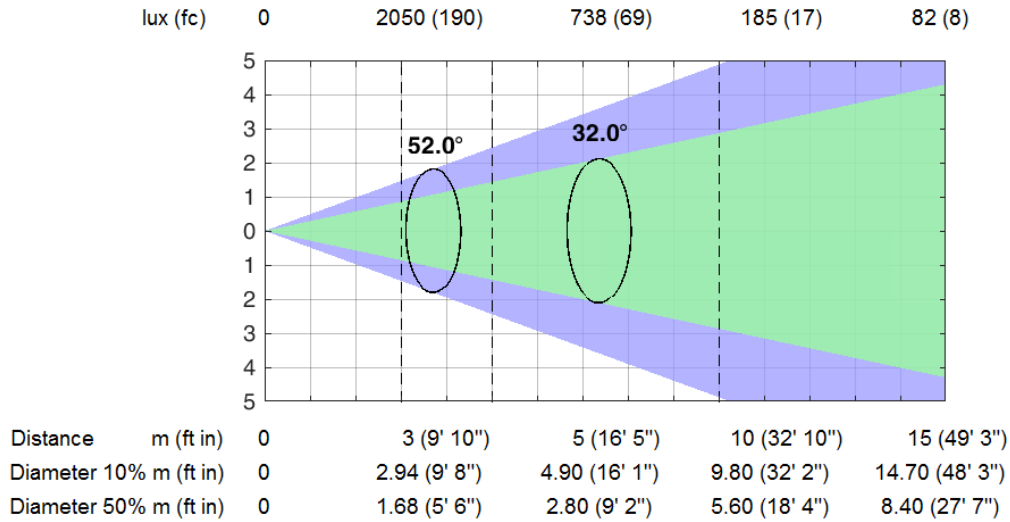
EN PHOTOMETRIC DIAGRAMMS
IT DIAGRAMMI FOTOMETRICI
DE FOTOMETRISCHE DIAGRAMME

ES DIAGRAMAS FOTOMÉTRICOS
FR DIAGRAMMES PHOTOMETRIQUES

Silent Mode: SUPERSILENT – Maximum Zoom

GREEN (52° 10% - 32° 50%)

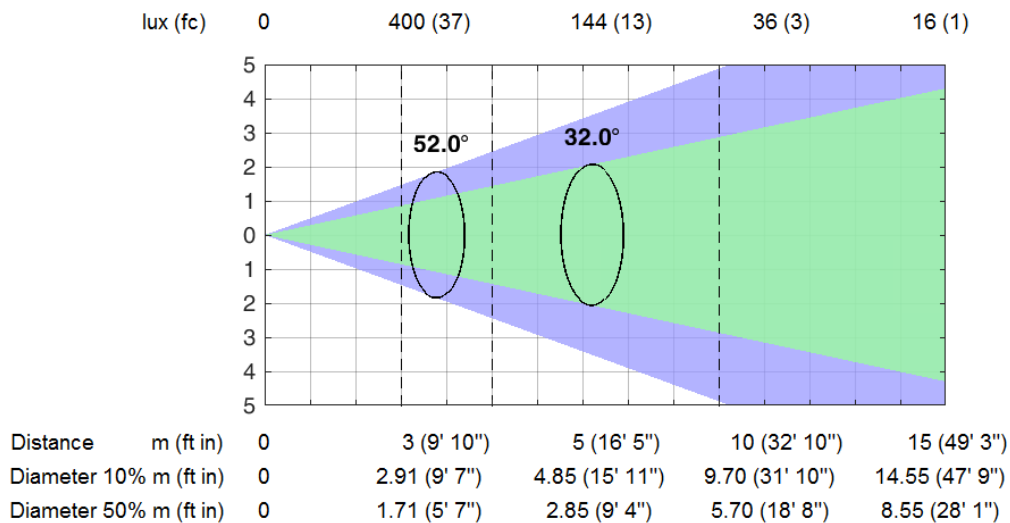
Total Output: 6000 lumens



Silent Mode: SUPERSILENT – Maximum Zoom

BLUE (52° 10% - 32° 50%)

Total Output: 1200 lumens



HY B-EYE K25 TEATRO

EN PHOTOMETRIC DIAGRAMMS

ES DIAGRAMAS FOTOMÉTRICOS

IT DIAGRAMMI FOTOMETRICI

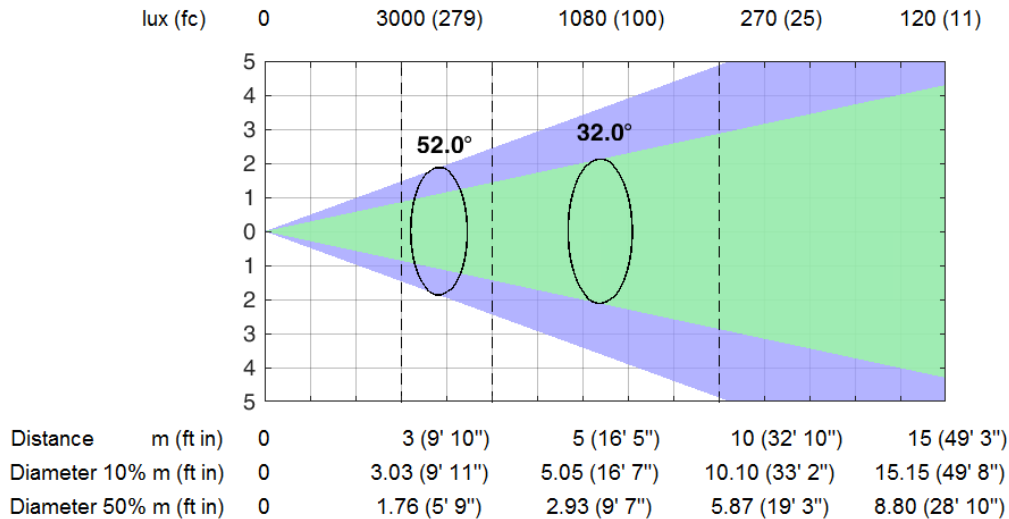
FR DIAGRAMMES PHOTOMETRIQUES

DE FOTOMETRISCHE DIAGRAMME

Silent Mode: SUPERSILENT – Maximum Zoom

WHITE (52° 10% - 32° 50%)

Total Output: 9500 lumens



Silent Mode: SUPERSILENT – Maximum Zoom

FULL COLORS (52° 10% - 32° 50%)

Total Output: 14000 lumens

